



HIGH QUALITY **DEPOSIT**  
**SAFE** FOR THE SECURE  
DEPOSIT OF CASH AND  
VALUABLES

IDEAL FOR RETAIL OUTLETS, RECEPTION AREAS  
AND BACK OFFICES.



# EUROPA DEPOSIT

BURGLARY RESISTANT PROTECTION

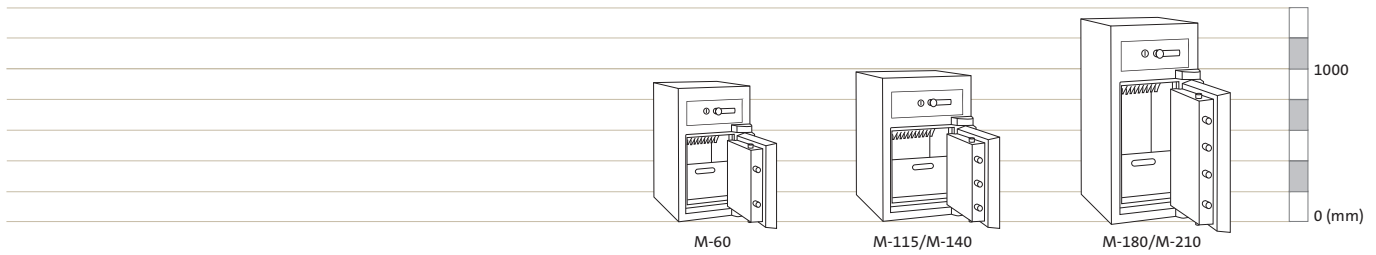


## KEY FEATURES

- High quality deposit safe constructed from modern high specification materials
- Deposit feature allows multiple users to constantly deposit cash and valuables securely whilst the main body of the safe remains locked
- Can be customised with various locking options to suit your requirements
- Optional internal fittings available: retaining shelf and retaining cupboard
- Deposit drawer is secured by a double bitted key lock

# EUROPA DEPOSIT

## PRODUCT SPECIFICATIONS



Model	External Height (mm)	External Width (mm)	External Depth* (mm)	Internal Height (mm)	Internal Width (mm)	Internal Depth (mm)	Volume** (litres)	Weight (kg)	No. of Standard Key Locks
M-60, GI	882	528	603	460	360	360	60	525	1
M-115, GI	972	668	663	550	500	420	116	694	1
M-180, GI	1272	668	663	850	500	420	180	852	1
M-115, GIII	972	668	663	550	500	420	116	754	2
M-180, GIII	1272	668	663	850	500	420	180	918	2
M-140, GV	972	668	663	588	538	444	140	798	2
M-210, GV	1272	668	663	888	538	444	212	1052	2

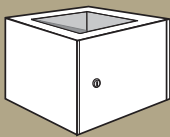
\*Projection of handle (56mm) not included. \*\*Internal volume does not include allowance for anti-fishing devices.

### STANDARD INTERNAL FITTINGS



Retaining plate fitted as standard.

### OPTIONAL INTERNAL FITTINGS




Retaining cupboard and retaining shelf available at additional costs.

### CERTIFICATION


The range of Europa safes is certified by ECB+S in accordance with the stringent European standard EN 1143-1, while the Europa Deposit version presented in this datasheet is not certified.

Authorised dealer

### LOCK OPTIONS




Single or two double bitting key locks fitted as standard, please see the product specification table above.



A variety of high security certified electronic locks can be fitted on request.

### DRAWER DEPOSIT



- Max deposit size is 110 x 320 x 200mm (HxWxD).
- Deposit drawer is secured by a double bitting key lock.
- The drawer can be rear facing as an extra option.

[www.chubbsafes.com](http://www.chubbsafes.com)