




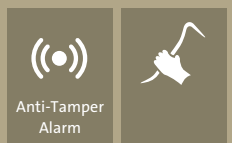
EFFECTIVE STORAGE OF SMALL CASH DEPOSITS

The Sigma range is designed to allow cash and valuables to be deposited into a secure environment without the need to open the safe



SIGMA DEPOSIT

BURGLARY-RESISTANT PROTECTION

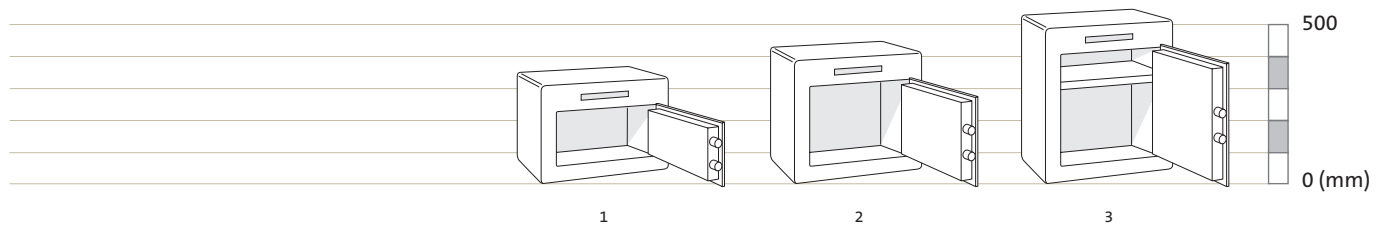


KEY FEATURES

- Laser-cut door made of 8mm plate steel
- Body made from 3mm steel
- 25mm diameter steel locking bolts
- An anchoring kit is supplied so that the safe can be securely base or rear-fixed, preventing unauthorised removal once installed
- Sigma free standing Deposit Safes come in two lock options:
 - Double-bitted 8-lever key lock
 - Programmable electronic lock (sizes 2 and 3 only)
- Anti-tamper alarm on electronic models
- Shelf supplied in size 3


SIGMA DEPOSIT

PRODUCT SPECIFICATIONS



Model	External height (mm)	External width (mm)	External depth* (mm)	Internal height (mm)	Internal width (mm)	Internal depth (mm)	Volume (litres)	Weight (kg)
Sz 1	305	375	350	299	369	289	32	27
Sz 2	375	375	350	369	369	289	39	33
Sz 3	475	375	350	469	369	289	50	38


*Projection of electronic lock (15mm) not included. Deposit Slot measures 170mm wide x 16mm high.



DEPOSIT SLOT

Deposit slot measures 170mm wide x 16mm high

Sigma Deposit safes are an economical way of securing cash. Money can be deposited into the safe via the horizontal slot without the need to expose the safe's contents. An anti-fishing device prevents the deposits from being retrieved once "posted" into the safe.



LOCK OPTIONS

Available with either a double bitted key lock or a programmable electronic lock (sizes 2 and 3 only)

Electronic models are fitted with a programmable touch-screen lock which can accept two independent codes of between 4 and 8 digits. They are also fitted with an anti-tamper vibration alarm which is armed by the user as and when required. Once set an audible alarm is triggered should the safe be physically attacked.

Authorised dealer

EI

www.chubbsafes.com